

SCUPPERS

Standard Scuppers

- Available in 316, 316L stainless steel or Stalon (316 Stainless Steel Face Plate and Nylon Body)
- Provides consistent face appearance when used with Southco Marine thru hulls
- Available with barb or thread pipes
- Flapper prevents water intrusion



Cockpit Scuppers

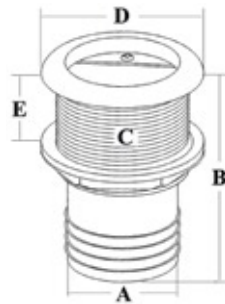
- Nylon body and 316 stainless steel face plate provides a stainless appearance
- Available with straight and 90 degree angle
- Design mount against floor for a complete water drainage



SCUPPERS

SCUPPER WITH BARB FITTING

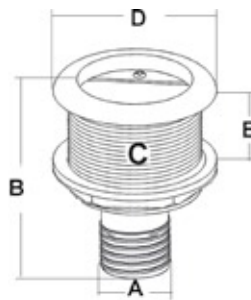
- 316 stainless steel
- Straight angle design
- Features a flexible one-way PVC check valve
- Prevents water from entering the boat



Part No	A mm	B mm	C mm	D mm	E mm
M7-13-9205380	51 (2")	96 (3 3/4")	53 (2 1/16")	65 (2 1/2")	29 (1 5/32")
M7-13-9005309	38 (1 1/2")	110 (4 3/8")	53 (2 1/16")	65 (2 1/2")	42 (1 5/8")
M7-13-9005310	38 (1 1/2")	148 (5 7/8")	53 (2 1/16")	65 (2 1/2")	81 (3 3/16")
M7-13-9105516	50 (2")	154 (6 1/16")	53 (2 1/16")	65 (2 1/2")	81 (3 3/16")
M7-17-9005309-1	Check Valve Only				

SCUPPER WITH PIPE FITTING

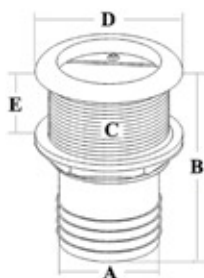

- 316 stainless steel
- Straight angle design
- Features a flexible one-way PVC check valve
- Prevents water from entering the boat



Part No	A mm	B mm	C mm	D mm	E mm
M7-14-9105750	50 (1")	80 (3 5/32")	53 (2 1/16")	65 (2 1/2")	46 (1 3/4")
M7-14-9105752	50 (1")	118 (4 5/8")	53 (2 1/16")	65 (2 1/2")	84 (3 3/8")
M7-14-9405482	38 (1 1/2")	79 (3 1/8")	53 (2 1/16")	65 (2 1/2")	85 (3 3/8")
M7-14-9105754	38 (1 1/2")	131 (5 1/8")	53 (2 1/16")	65 (2 1/2")	34 (1 3/8")

STALON SCUPPER

- Nylon body with 316 stainless steel cap
- Light-weight design with a stainless steel appearance
- Tested to ASTM D638 and ASTM D790
- Features a one-way PVC check valve

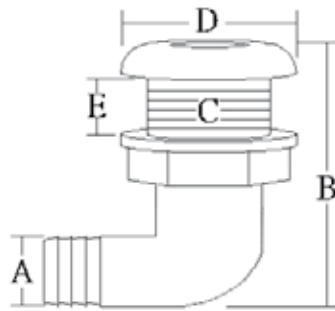


Part No	Model	A mm	B mm	C mm	D mm	E mm
M7-10-9005253	0°	38 (1 1/2")	133 (5 1/4")	56 (2 1/4")	82 (3 1/4")	44 (1 3/4")
M7-10-9005254	0°	52 (2")	133 (5 1/4")	56 (2 1/4")	82 (3 1/4")	44 (1 3/4")
M7-10-9105541	10°	38 (1 1/2")	95 (3 3/4")	56 (2 1/4")	82 (3 1/4")	38 (1 1/2")
M7-10-9005261	15°	38 (1 1/2")	178 (7")	56 (2 1/4")	82 (3 1/4")	100 (4")
M7-17-9005253-1	Check Valve Only					

SCUPPERS

90° STALON SCUPPER

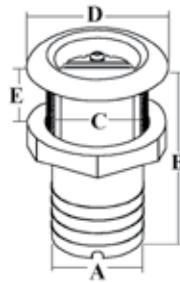
- Nylon body with 316 stainless steel cap
- 90° angle design
- Special design scupper can be adjusted to desired barb angle
- Prevents water from entering the boat



Part No	A mm	B mm	C mm	D mm	E mm
M7-10-9305460	38 (1 1/2")	120 (4 3/4")	56 (2 1/4")	82 (3 1/4")	21 (13/16")

NYSTEEL SCUPPER


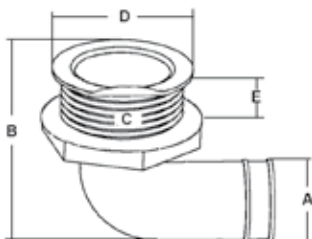
- 316L stainless steel body with nylon nut
- Light-weight design
- Features a one-way PVC check valve



Part No	A mm	B mm	C mm	D mm	E mm
M7-12-9503430	38 (1 1/2")	97 (3 13/16")	56 (2 1/4")	78 (3")	34 (1 3/8")
M7-12-9503431	51 (2")	110 (4 3/8")	56 (2 1/4")	78 (3")	34 (1 3/8")
M7-12-9503433	38 (1 1/2")	141 (5 1/2")	56 (2 1/4")	78 (3")	79 (3 1/8")
M7-17-9503430 1	6mm thickness gasket for #9503430/1/3 (optional)				

90° SIDE MOUNT COCKPIT SCUPPER

- Nylon body with 316 stainless steel cap
- Designed to be mounted flush to the deck for complete drainage
- Hose barb design suitable for installation in tight spaces



Part No	Model	A mm	B mm	C mm	D mm	E mm
M7-16-9405632	Right Barb	38 (1 1/2")	92 (3 5/8")	56 (2 7/32")	69 (2 3/4")	34 (1 11/32")
M7-16-9405633	Left Barb	38 (1 1/2")	92 (3 5/8")	56 (2 7/32")	69 (2 3/4")	34 (1 11/32")